

*Stormceptor® EF*



## **Stormceptor® EF Overview**

## About Imbrium® Systems

Imbrium® Systems is dedicated to protecting Canada's waterways. Based on our knowledge and experience in the Canadian stormwater industry, we have the ability to provide the most effective stormwater treatment technologies that capture and retain harmful pollutants from urban runoff before it enters our streams, rivers, lakes, and oceans.

Imbrium's engineered treatment solutions have been third-party tested and verified in accordance with the ISO 14034 Environmental Technology Verification (ETV) protocol to ensure performance in real-world conditions as designed. Our team of highly skilled engineers and partners provide the highest level of service from design to installation and long-term maintenance.

By working with Imbrium and our partners, you can expect superior treatment technology, unparalleled customer service, compliance with local stormwater regulations, and cleaner water. To find your local representative, please visit [www.imbriumsystems.com/localrep](http://www.imbriumsystems.com/localrep).




## Learn About the Stormceptor® EF

Go online and watch our animation to learn how the Stormceptor EF works. The animation highlights important features of the Stormceptor EF including:

- Functionality
- Applications
- Inspection and Maintenance

To view the Stormceptor EF animation, visit [www.imbriumsystems.com/stormceptoref](http://www.imbriumsystems.com/stormceptoref)



## Stormceptor® EF


### A CONTINUATION AND EVOLUTION OF THE MOST GLOBALLY RECOGNIZED OIL GRIT SEPARATOR (OGS) STORMWATER TREATMENT TECHNOLOGY

Stormceptor EF effectively targets sediment (TSS), free oils, gross pollutants and other pollutants that attach to particles, such as nutrients and metals. Stormceptor EF's independently tested and verified, patent- pending treatment and scour prevention platform ensures pollutants are captured and contained during all rainfall events.

Stormceptor EF also offers design flexibility in one platform, accepting flow from a single inlet pipe, multiple inlet pipes, and from the surface through an inlet grate. Stormceptor EF can also accommodate a 90-degree inlet to outlet bend angle, and tailwater conditions.

#### Ideal Uses

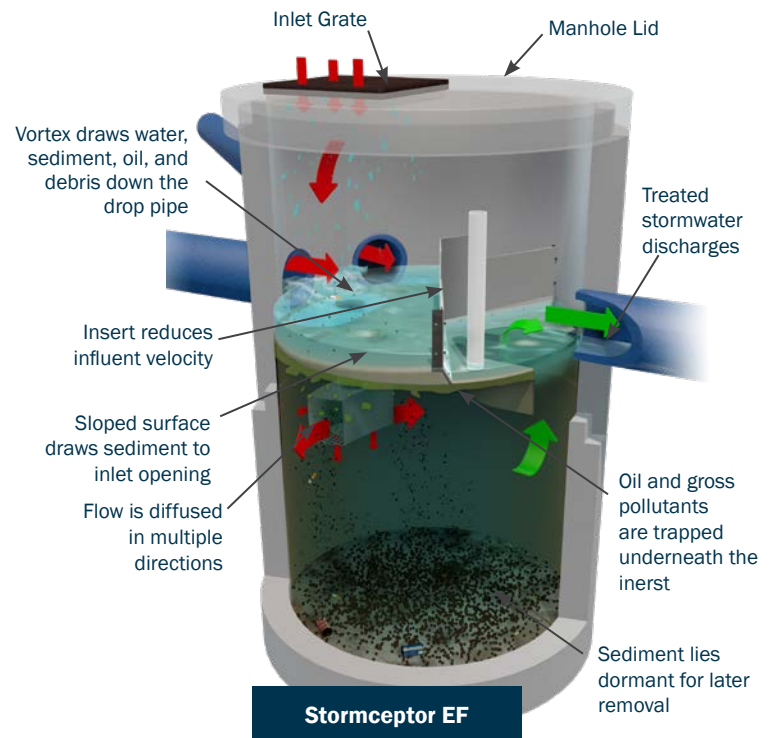
- Sediment (TSS) removal
- Hydrocarbon control and hotspots (Stormceptor EF)
- Debris and small floatables capture
- Pretreatment for filtration, detention/retention systems, ponds, wetlands, and bioretention
- Retrofit and redevelopment projects



*Stormceptor EF and Stormceptor EFO have been verified in accordance with ISO 14034 Environment Management - Environmental Technology Verification (ETV) protocol.*

## How the Stormceptor® EF Works

- Flow enters the Stormceptor through one or more inlet pipes or an inlet grate.
- A specially designed insert reduces influent velocity by creating a pond upstream of the weir, allowing sediments to begin settling.
- Swirling flow sweeps water and pollutants across the sloped insert surface to the drop pipe, where a strong vortex draws water, sediment, oil, and debris down the drop pipe cone and into the lower chamber.
- Flow exits the drop pipe through two large rectangular openings, while also diffusing through perforations in multiple directions. This reduces stream velocities and increases pollutant removal efficiency while preventing resuspension and washout of previously captured pollutants.
- Floatables, such as oil and gross pollutants, rise up and are trapped beneath the insert.
- Sediment settles to the sump.
- Treated stormwater discharges to the top side of the insert downstream of the weir, where it exits through the outlet pipe.
- During intense storm events excess influent passes over the weir and exits through the outlet pipe. The pond continues to separate sediment from all incoming flows, while full treatment in the lower chamber continues at the maximum flow rate, without scour of previously captured pollutants.



\* Fiberglass system is an option

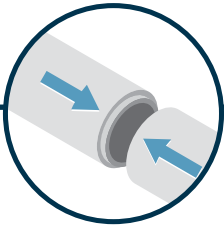


## Stormceptor® EF Features & Benefits



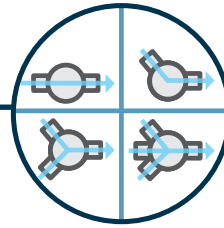
### EASY TO INSTALL

Small footprint saves time and money with limited disruption to your site.



### SEAMLESS

Minimal drop between inlet and outlet pipes makes Stormceptor ideal for retrofits and new development projects.



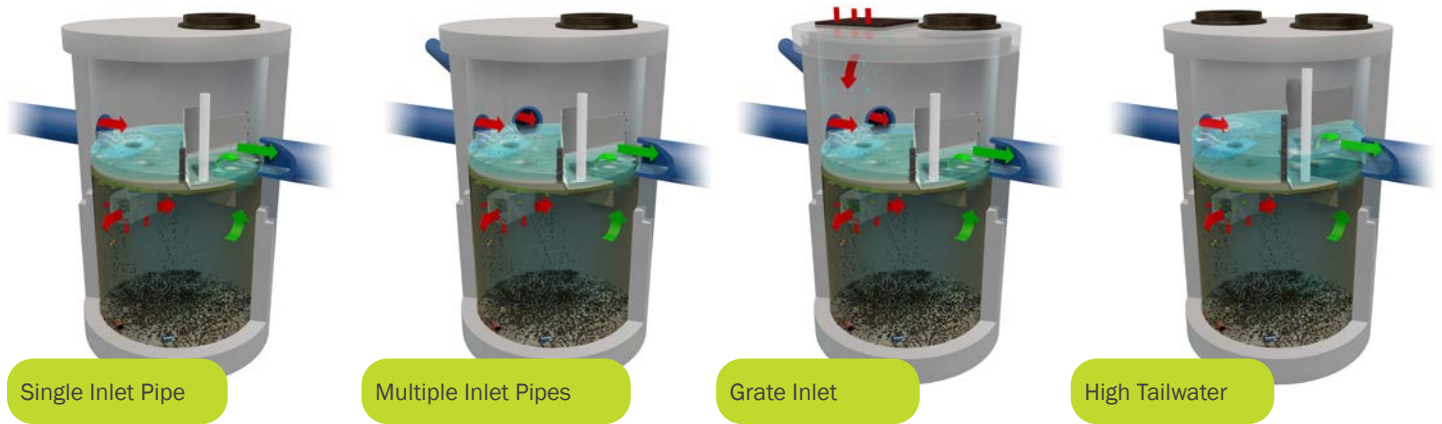
### FLEXIBLE

Multiple inlets can connect to a single unit. Can be used as a bend structure.

FEATURES	BENEFITS
Patent-pending enhanced flow treatment and scour prevention technology	Superior, third-party verified performance
Third-party verified light liquid capture and retention (EFO version)	Proven performance for fuel/oil hotspot locations
Functions as bend, junction or inlet structure	Cost savings and design flexibility
Minimal drop between inlet and outlet	Site installation ease
Large diameter outlet riser for inspection and maintenance	Easy maintenance access from grade



## Stormceptor® EF Standard Configurations



### OPTIONS & ACCESSORIES

The following options and accessories are available for specific functions and site conditions:

- **Tailwater/Submerged Site** – For sites with standing water during dry weather periods, weir modifications can be implemented to ensure optimal performance.
- **Additional Sediment Storage Volume** – For sites with high pollutant loads or remote sites, additional sediment storage volume can easily be added.
- **Oil Alarm** – To mitigate spill liability, a monitoring system can be employed to trigger a visual and audible alarm when an oil or fuel spill occurs.
- **Additional Oil Capture** – A draw-off tank can be incorporated to increase spill storage capacity.
- **High Load** – Standard design loading is CHBDC or AASHTO H-20. Specialized loading can be designed to withstand very high loadings typical of airports and port facilities.
- **Lightweight** – Sites that required lightweight or above ground units are available as complete fiberglass systems.



For any of these options or accessories, please contact your Stormceptor representative for design assistance.

## Stormceptor® EFO

Accidents and spills happen, whether it is a fueling station, port, industrial site, or general hot spot with daily vehicle traffic. Protect the environment and your site from potentially costly clean-up, remediation, litigation and fines with the Stormceptor EFO configuration.

The Stormceptor EFO has been third-party tested to ensure oil capture, and retention during high flow events. The hydraulics of the Stormceptor EFO have been optimized to enhance oil and hydrocarbon capture.

### STORMCEPTOR EFO – HYDROCARBON SPILL PROTECTION


- Stormceptor EFO configuration has been third-party performance tested for safe oil capture and retention.
- Patent-pending technology ensures captured oil and sediment are retained even during the largest rain events, for secure storage, environmental protection and easy removal.
- Stormceptor EFO provides double wall containment for captured hydrocarbons.
- Stormceptor EFO is ideal for gas stations, fuel depots, ports, garages, loading docks, industrial sites, fast food locations, high-collision intersections and other hotspots with spill-prone areas.
- Stormceptor EFO can accommodate an optional oil alarm and additional storage to increase spill storage capacity.

## Stormceptor® Inspection & Maintenance

Conducted at grade, the Stormceptor EF design makes inspection and maintenance an easy and inexpensive process. Once maintained, the Stormceptor EF is functionally restored as designed, with full pollutant capture capacity.

### MAINTENANCE RECOMMENDATIONS:

- Inspect every six months for the first year to determine the pollutant accumulation rate.
- In subsequent years, inspections can be based on observations or local requirements.
- Inspect the unit immediately after an oil, fuel or chemical spill. A licensed waste management company should remove oil and sediment, and dispose responsibly.



**Stormceptor maintenance is performed at grade with a standard vacuum truck**




## FILTERRA BIORETENTION

The Filterra® Bioretention System is an engineered biofiltration device with components that make it similar to bioretention in pollutant removal and application, but has been optimized for high volume/flow treatment in a compact system.



## JELLYFISH FILTER

The Jellyfish® Filter is a stormwater treatment technology featuring pretreatment and membrane filtration in a compact stand-alone treatment system that removes a high level and a wide variety of stormwater pollutants.



## SORBTIVE MEDIA

Sorbitive® Media is an engineered media that adsorbs and retains large amounts of dissolved phosphorus. Sorbtive Media provides up to 1,000 times more pollutant removal capability than conventional filtration media, and unlike other media, it does not leach pollutants.

### LEARN MORE

- Access project profiles, photos, videos, and more online at [www.imbriumsystems.com/stormceptoref](http://www.imbriumsystems.com/stormceptoref).

### REQUEST DESIGN ASSISTANCE

- Call us at (888) 279-8826 or 301-279-8827 to talk to one of our engineers for technical support or design assistance.

### START A PROJECT

- Submit your system requirements on our product Design Worksheet at [www.imbriumsystems.com/pdw](http://www.imbriumsystems.com/pdw).

### FIND A LOCAL REPRESENTATIVE

- Visit [www.imbrumsystems.com/localrep](http://www.imbrumsystems.com/localrep) for contact information for your local Imbrium representative.



© 2021 Imbrium Systems Inc.

+1 416-960-9900

[www.imbriumsystems.com](http://www.imbriumsystems.com)

All Rights Reserved. Printed in the USA.

Imbrium® Systems is an engineered stormwater treatment company that designs and manufactures stormwater treatment solutions that protect water resources from harmful pollutants. By developing technologies to address the long-term impact of urban runoff, Imbrium ensures our clients' projects are compliant with government water quality regulations. For information, visit [www.imbriumsystems.com](http://www.imbriumsystems.com) or call +1 416-960-9900.

Get Social With Us!



IB-Stormceptor EF Bro 3/21 PDF

NOTHING IN THIS CATALOG SHOULD BE CONSTRUED AS AN EXPRESSED WARRANTY OR AN IMPLIED WARRANTY OF MERCHANTABILITY OR FITNESS FOR ANY PARTICULAR PURPOSE. SEE THE IMBRIUM STANDARD CONDITIONS OF SALE (VIEWABLE AT [WWW.IMBRIUMSYSTEMS.COM/TERMS-OF-USE](http://WWW.IMBRIUMSYSTEMS.COM/TERMS-OF-USE)) FOR MORE INFORMATION.